

STORE MANAGEMENT SYSTEM

STORE MANAGEMENT



Order Management



Purchase Management



Physical Stock



Item Master



Transfer Stock



Sale Management

Done by:

--Tamizharasan.M

LOGIN

Founder: (Login)

User name: Tamizh

Password : 1234

Employees: (E_Login)

1.Ravi:

User name: Ravi

Password : 1001

2.Rose:

User name: Rose

Password : 1002



The screenshot shows a web application window titled "Login". The window has a standard Windows-style title bar with a feather icon, a minus sign, a maximize button, and a close button. Below the title bar, there is a blue button labeled "Store Management". The main content area is light gray and contains two text input fields. The first field is labeled "User name" and the second is labeled "Password". Below these fields are two buttons: "Login" and "E_Login".

Login

Store Management

User name

Password

Login

E_Login

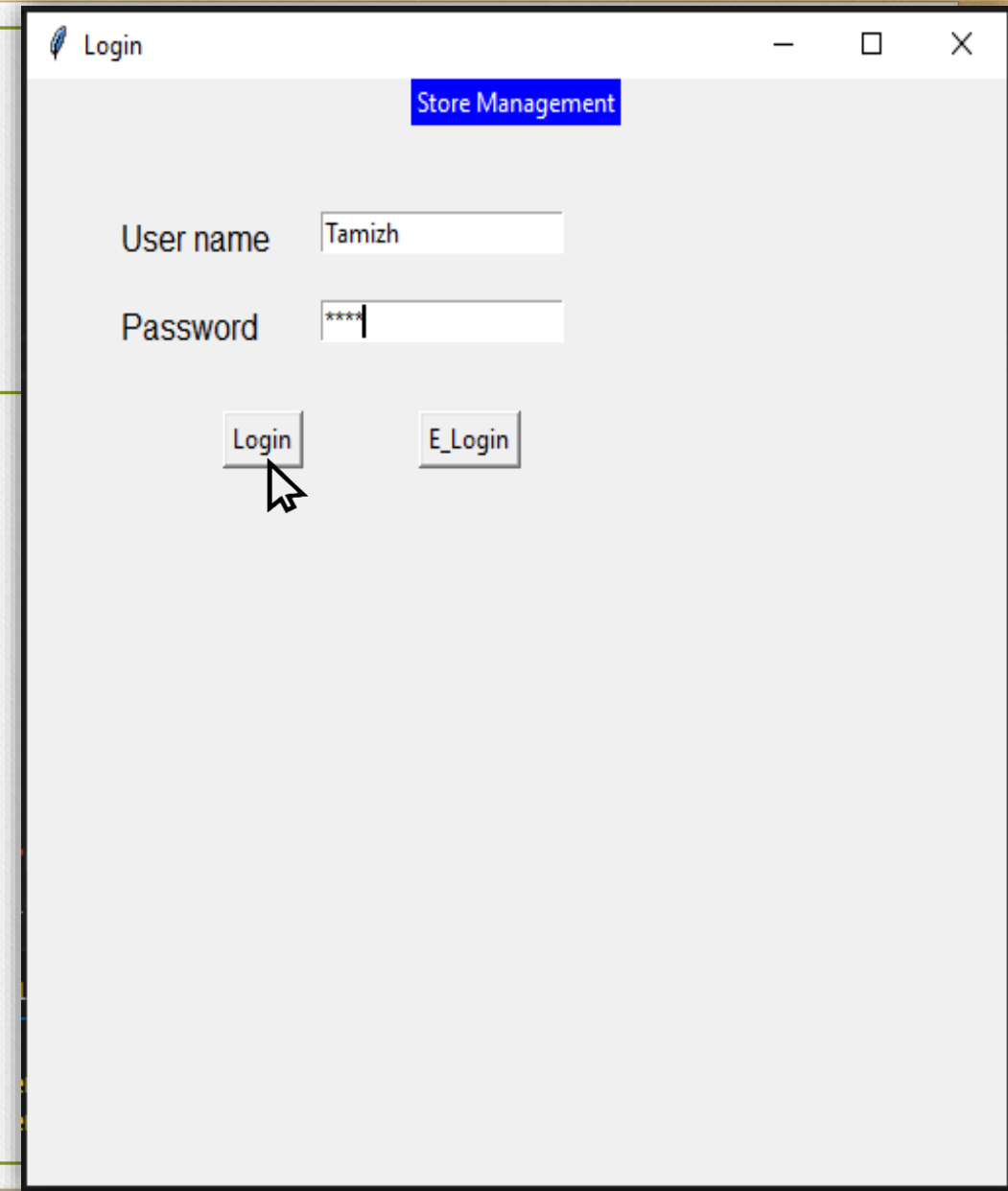
FOUNDER LOGIN

Founder Login: (Success)

After the login ,the founder will get the message in his mobile

Founder Login: (Fails)

If the login fails,the founder will get the alert! Message in his mobile



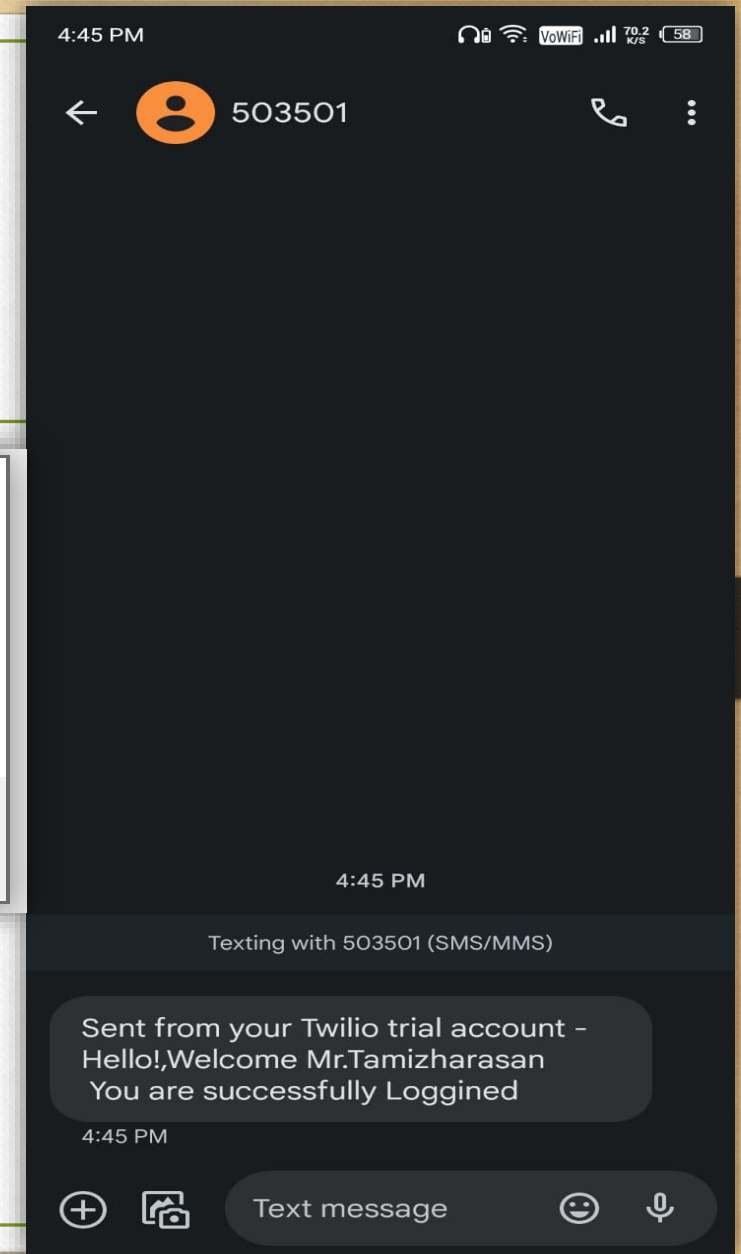
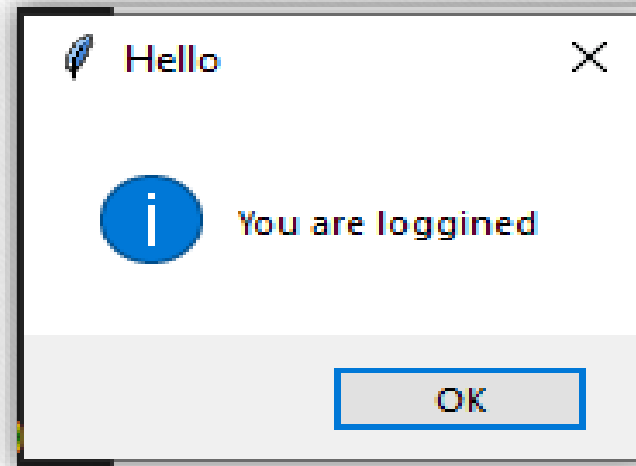
The screenshot shows a web application window titled "Login". Inside the window, there is a blue header bar with the text "Store Management". Below this, there are two input fields: "User name" with the value "Tamizh" and "Password" with the value "****". Below the password field, there are two buttons: "Login" and "E_Login". A mouse cursor is pointing at the "Login" button.

FOUNDER LOGIN(SUCCESS)

SUCCESS:

Shows a message box as:

“You are Logged in”

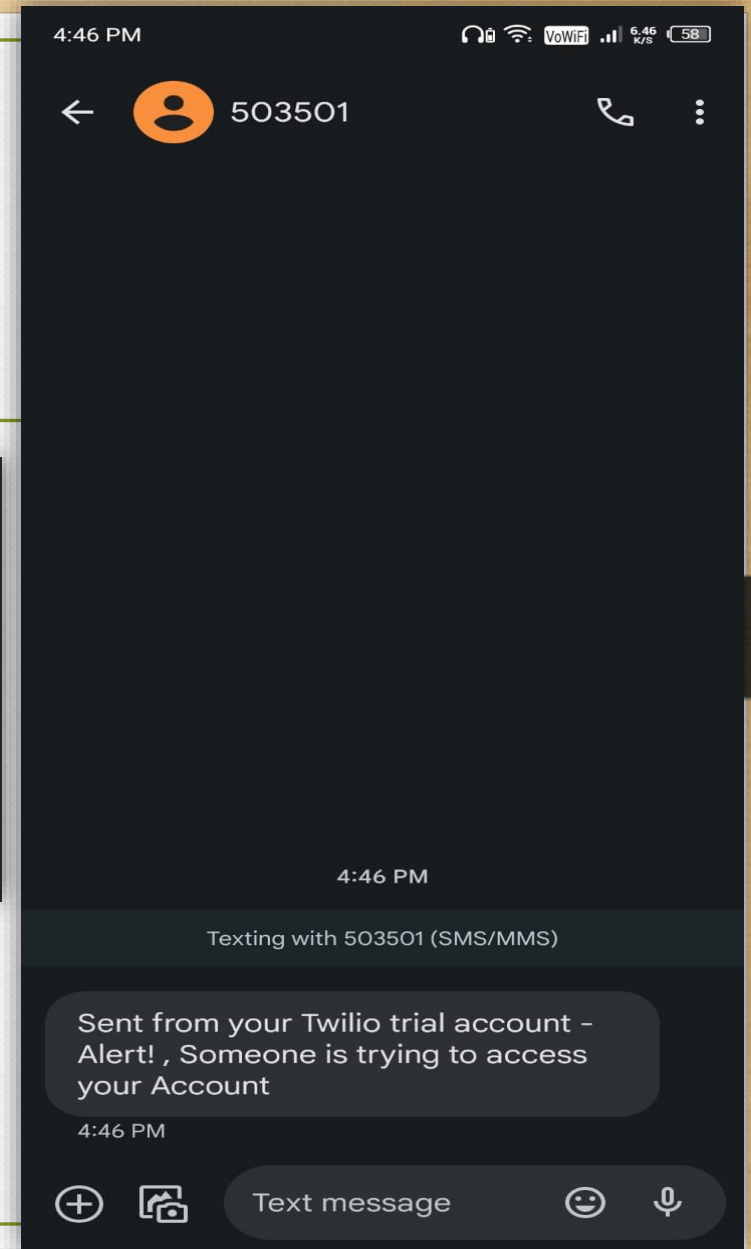
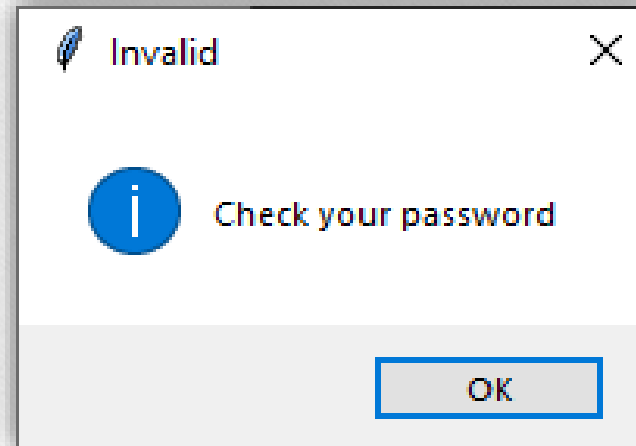


FOUNDER LOGIN(FAILS)

FAILS:

Shows a message box as:

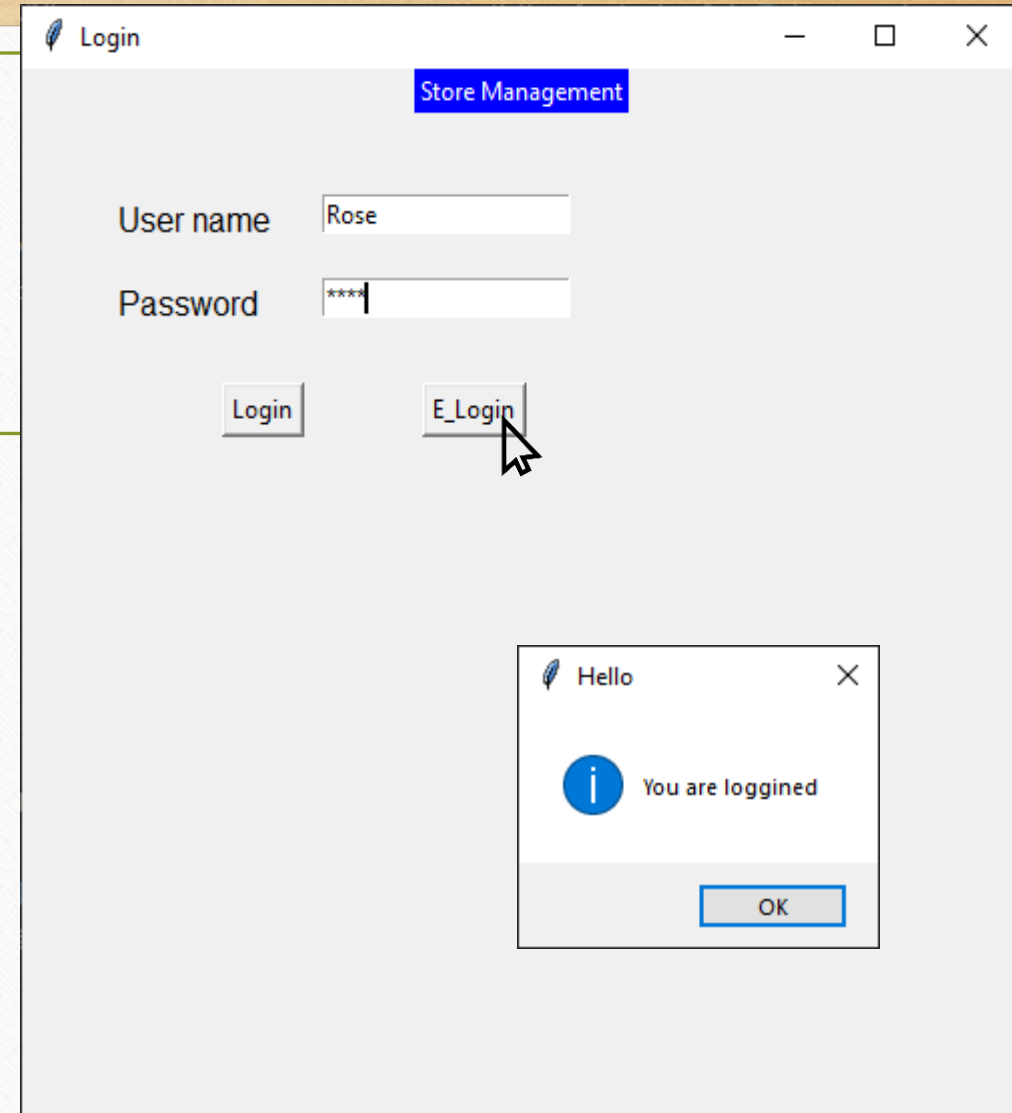
“Check your password”



EMPLOYEE(LOGIN)

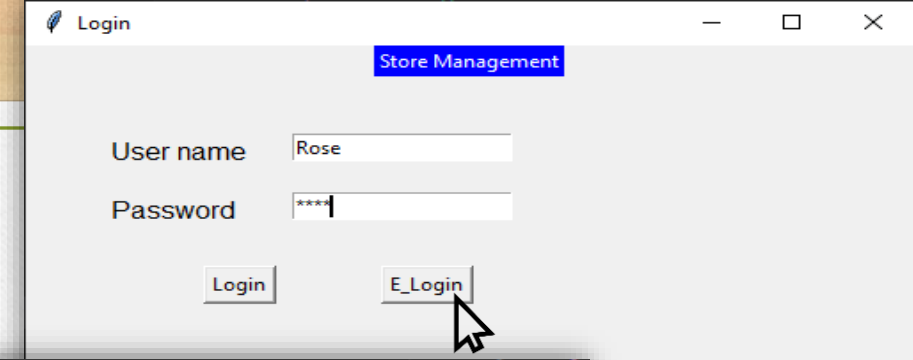
Employee Login:

Employees can Login using E_login ,at the same time Founder got the message in his mobile that, this employee is logged in with their name.



ATTENDANCE

- Employee's attendance must be maintained . If he logged in with his name , a attendance window arises.
- It consists of 3 shifts:
 - 1.Morning
 - 2.Afternoon
 - 3.Night
- A notification message is sent to the founder with the shift and the date .
- And this attendance is stored as a report in “attendance.txt”



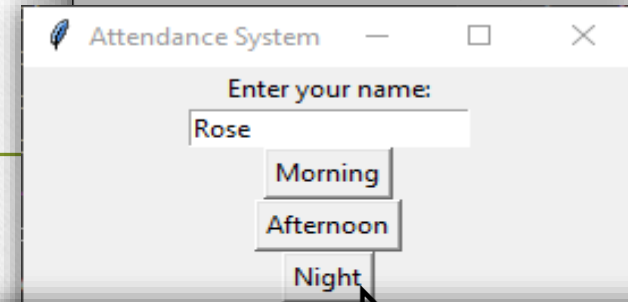
Store Management

User name: Rose

Password: ****

Login E_Login

A mouse cursor is pointing at the E_Login button.



Attendance System

Enter your name:

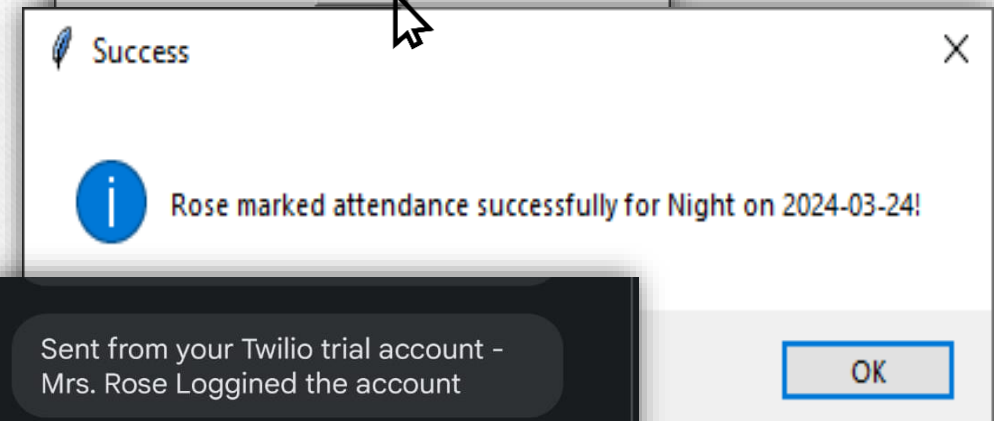
Rose

Morning

Afternoon

Night

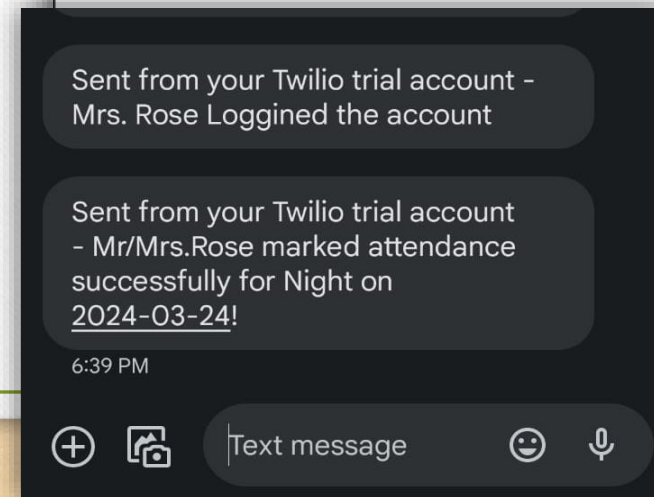
A mouse cursor is pointing at the Night button.



Success

Rose marked attendance successfully for Night on 2024-03-24!

OK



Sent from your Twilio trial account - Mrs. Rose Logged the account

Sent from your Twilio trial account - Mr/Mrs.Rose marked attendance successfully for Night on 2024-03-24!

6:39 PM

Text message

HOME PAGE

Home Page:

Home page consists of the following attributes:

- 1.Payment
- 2.Report
- 3.Whatsapp
- 4.Database
- 5.Stocks
- 6.Website



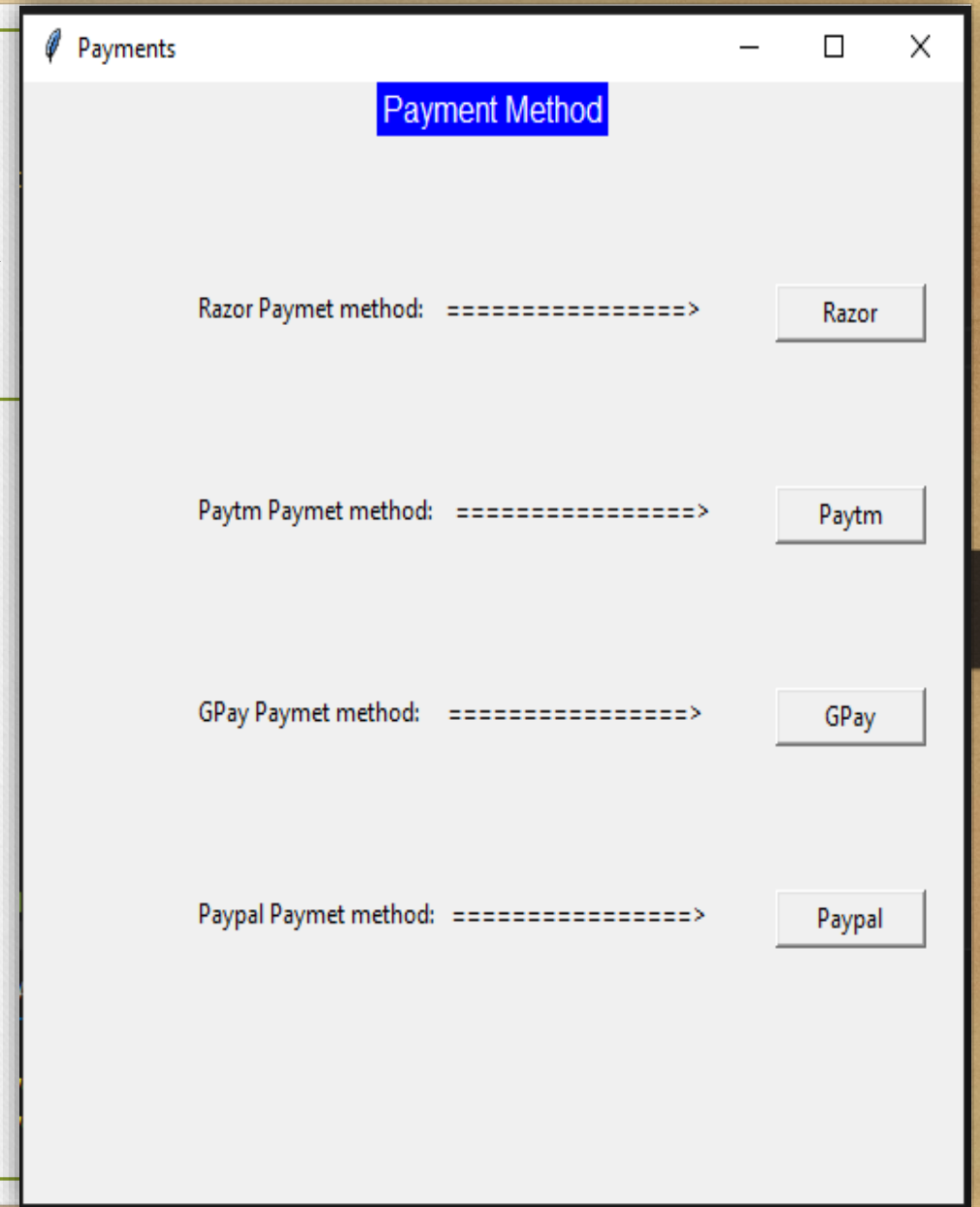
PAYMENT

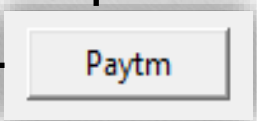
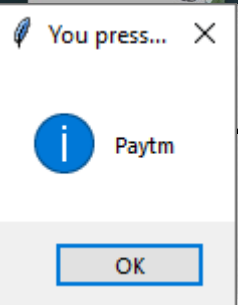
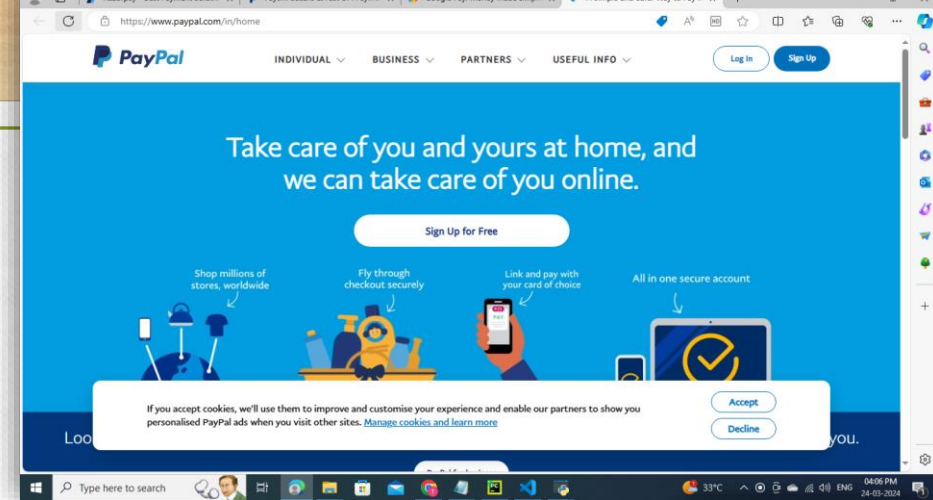
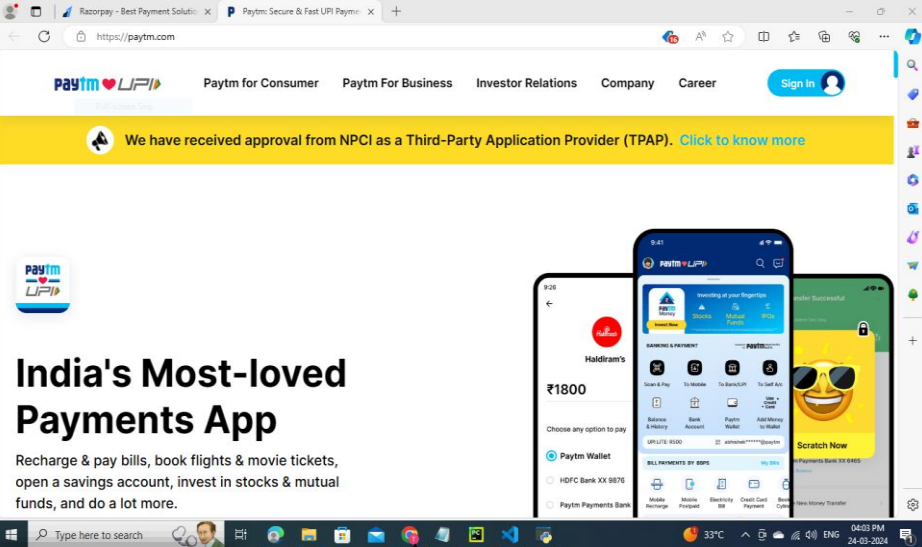


Payments page consists of various payment methods , each button take you to that specific application / website.

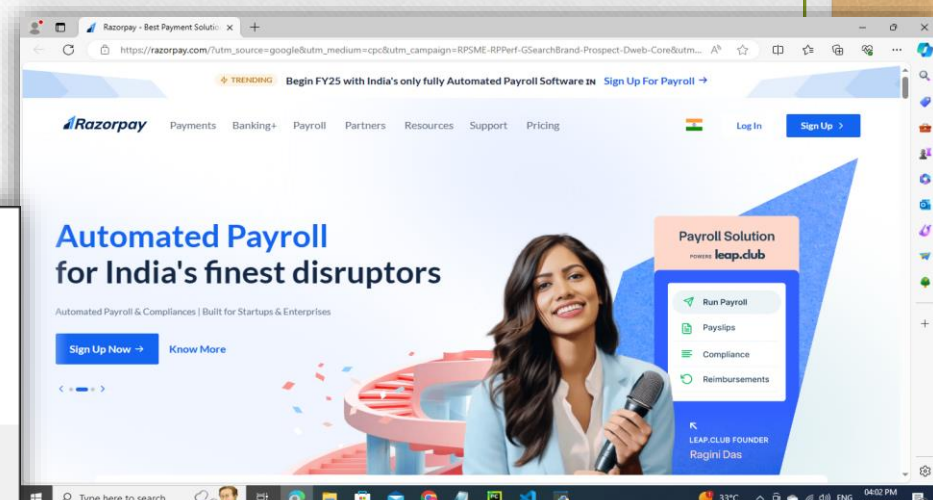
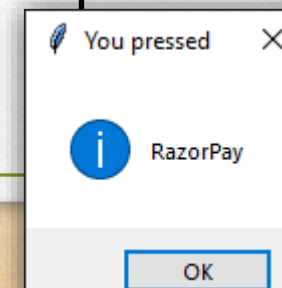
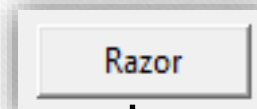
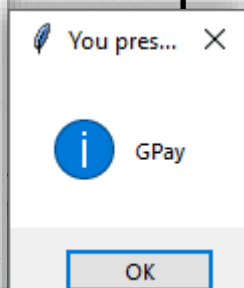
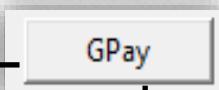
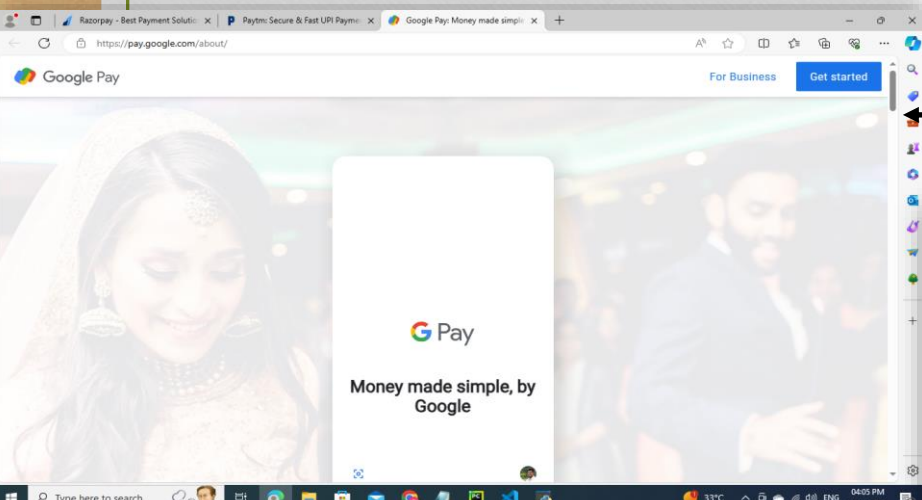
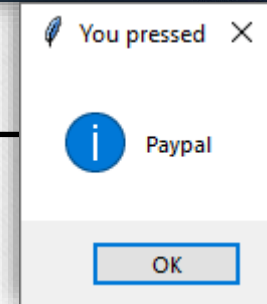
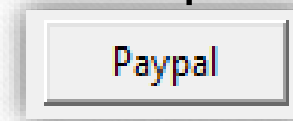
It consists of:

- 1.Razorpay
- 2.Paytm
- 3.Gpay
- 4.Paypal





PAYMENT METHODS



DELETE:

:INSERT

REPORT

Save Listbox Items to Notepad

Insert Item

Delete Item

Name: Tamizharasan
Age: 27
Id: 1004
ph: 8681996776

Save Listbox Items to Notepad

ph: 8681996776

Insert Item

Delete Item

Name: Tamizharasan
Age: 27
Id: 1004

Save Listbox Items to Notepad

Insert Item

Delete Item

Name: Tamizharasan
Age: 27
Id: 1004

Save to Notepad

Save Listbox Items to Notepad

Insert Item

Delete Item

Name: Tamizharasan
Age: 27
Id: 1004
ph: 8681996776

Save to Notepad

INSERT

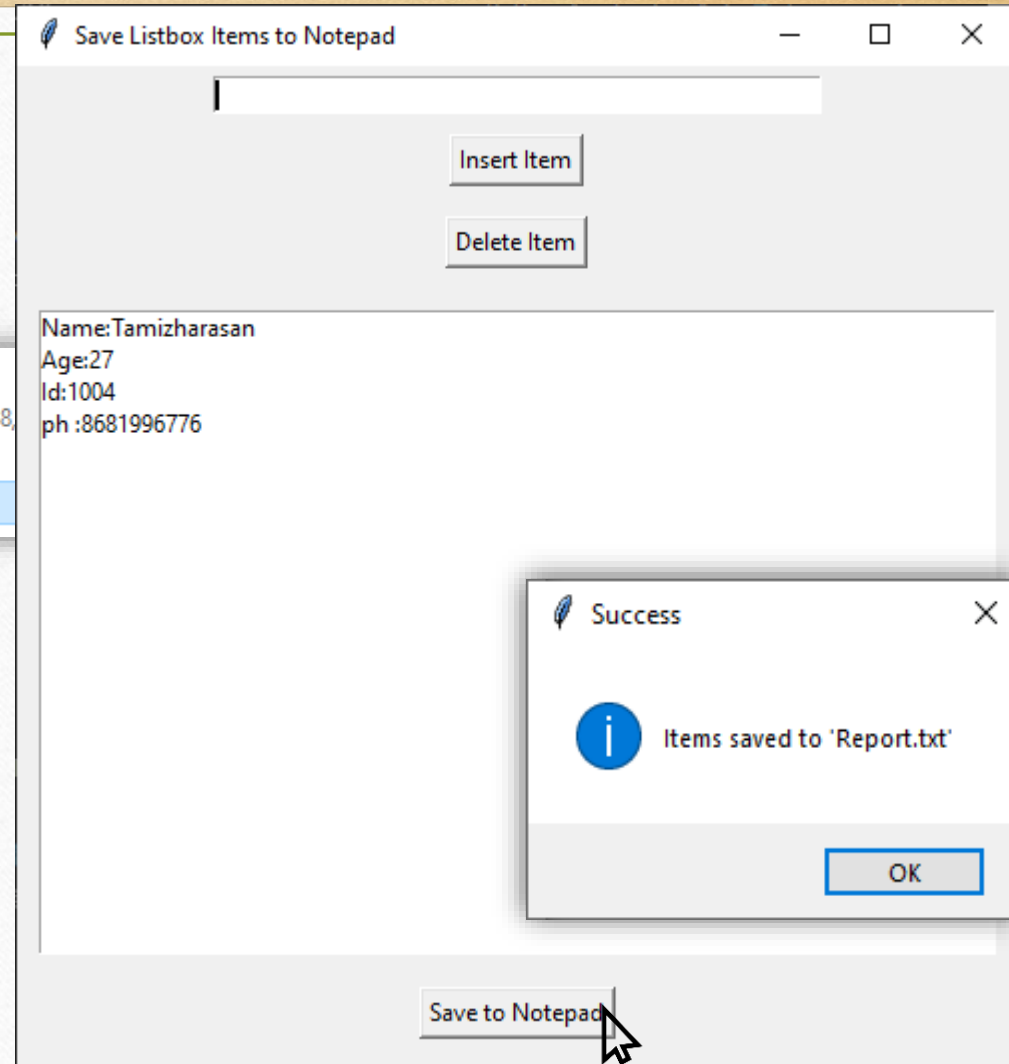
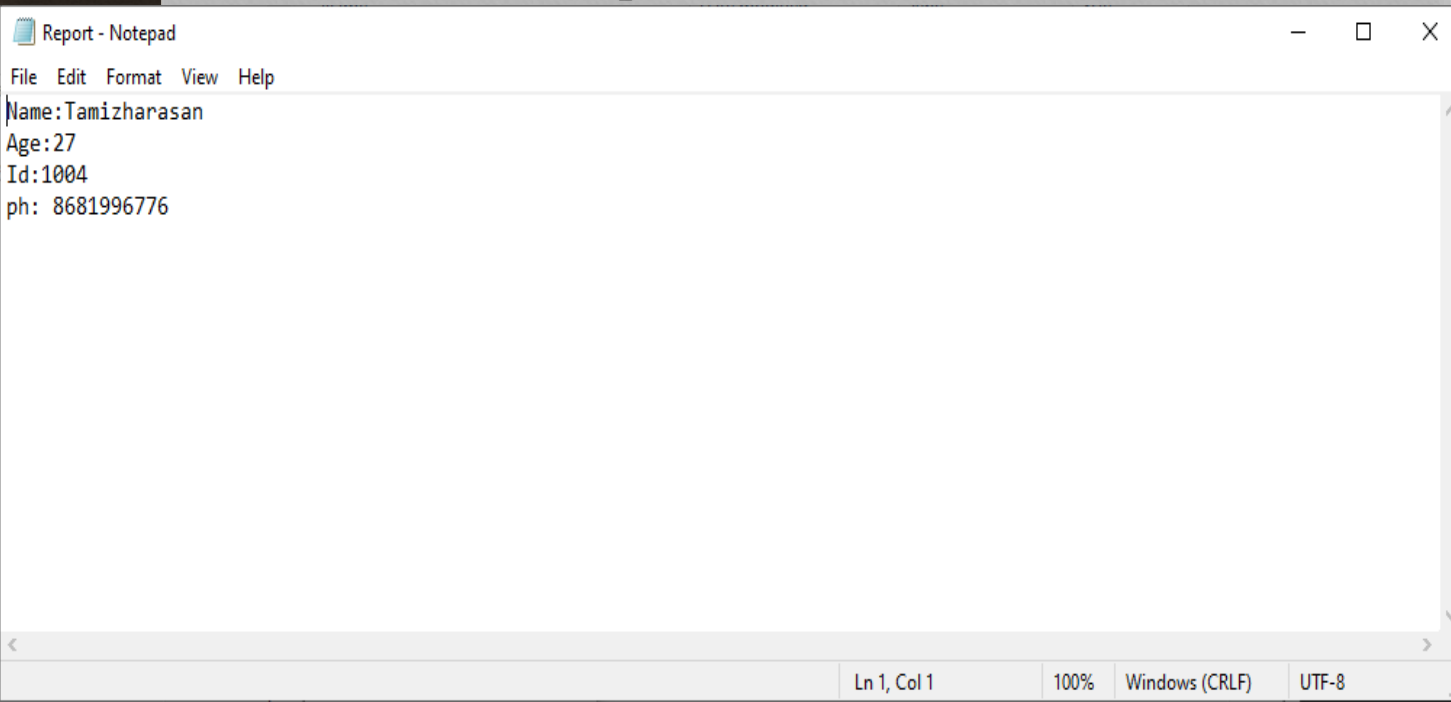
DELETE

REPORT(NOTEPAD)

LOCATION:

> New Volume (G:)	PDF EAadhaar_065160069106322022102512044...	24-06-2023 08:37 PM	Microsoft Edge P...	
> New Volume (H:)	flutter_windows_3.3.10-stable	15-01-2023 05:44 AM	Compressed (zipp...	8,38
> New Volume (I:)	PDF pan tamizharasanM	02-01-2023 05:29 PM	Microsoft Edge P...	
> Network	Report	24-03-2024 04:10 PM	Text Document	

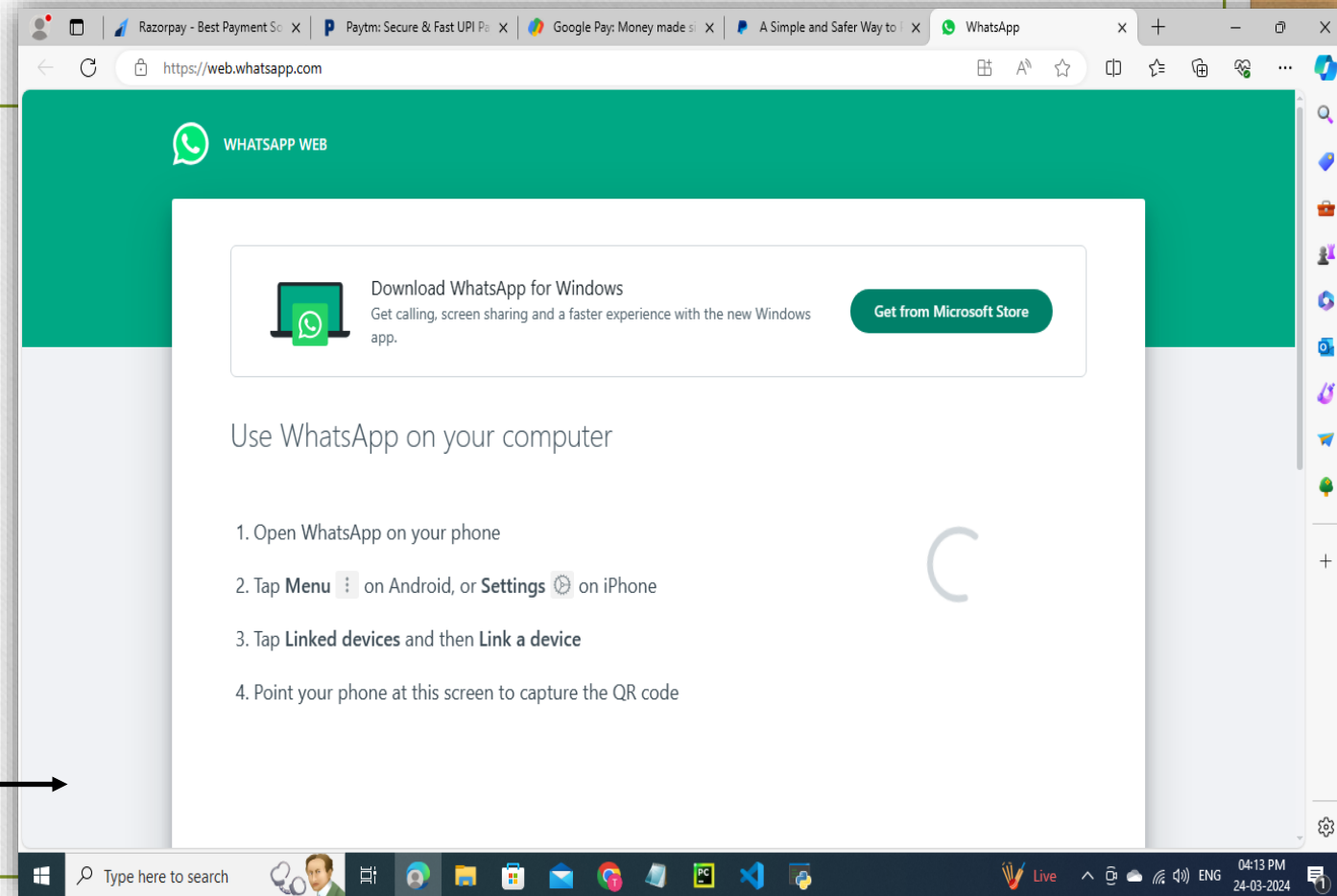
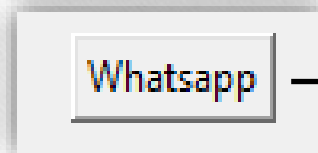
NOTEPAD FILE:Report.txt



FILE TRANSFER(WHATSAPP)

Whatsapp:

Here, we use Whatsapp application to transfer the file and reports



Employee Database

Database

1

Name: Tamizharasan M

Email: arasan3899@gmail.com

Gender: Male

Phone: 8681996776

Date of Birth (YYYY-MM-DD): 2004-08-31

Add Record View Records Clear Records

Employee Database

Database

2

Name: Tamizharasan M

Email: arasan3899@gmail.com

Gender: Male

Phone: 8681996776

Date of Birth (YYYY-MM-DD): 2004-08-31

Record added successfully.

Add Record View Records Clear Records

DATABASE

Functions

- 1.Add Record
- 2.View Record
- 3.Clear Record

Records

Record 1: (1, 'ggg', 'ggfdggfgg', 'ggerg', 22142141412, '2004-08-31')

Record 2: (2, 'dsfsdffdsf', 'dsfsdfsdfs', 'dsfsdfsdfs', 'fdsfd', 'dfdfd')

Record 3: (3, 'fsdf', 'dsfsdfs', 'sdfsdf', 213213, 23213213)

Record 4: (4, 'fgg', 'fdfsf', 'sdffsdfs', 'fdff', 'fsdfd')

Record 5: (5, 'Tamizharasan M', 'tamizharasan3899@gmail.com', 'Male', 8681996776, '2004-08-31')

Record 6: (6, 'Tamizharasan M', 'tamizharasan3899@gmail.com', 'Male', 8681996776, '2004-08-31')

Employee Database

Database

Name: Tamizharasan M

Email: arasan3899@gmail.com

Gender: Male

Phone: 8681996776

Date of Birth (YYYY-MM-DD): 2004-08-31

All records deleted.

Add Record View Records Clear Records

4

Rec...

STOCKS(INVENTORY)

LOCATION

> New Volume (H:)	pan tamizharasanM	02-01-2023 05:29 PM	Microsoft Edge P...	238 KB
> New Volume (I:)	Report	24-03-2024 04:10 PM	Text Document	1 KB
Network	inventory	24-03-2024 04:17 PM	Text Document	1 KB

NOTEPAD FILE: Inventory.txt

```
inventory - Notepad
File Edit Format View Help
Product Name: Apple
Quantity: 10
Price: 350.00

Product Name: Orange
Quantity: 3
Price: 100.00

Product Name: Banana
Quantity: 12
Price: 70.00

Ln 8, Col 1    100%    Windows (CRLF)    UTF-8
```

Inventory Management

Product Name:
Quantity:
Price:


Add Item

Product Name: Apple
Quantity: 10
Price: 350.00

Product Name: Orange
Quantity: 3
Price: 100.00

Product Name: Banana
Quantity: 12
Price: 70.00

Save to File

 Inventory saved to inventory.txt

OK

Save to File

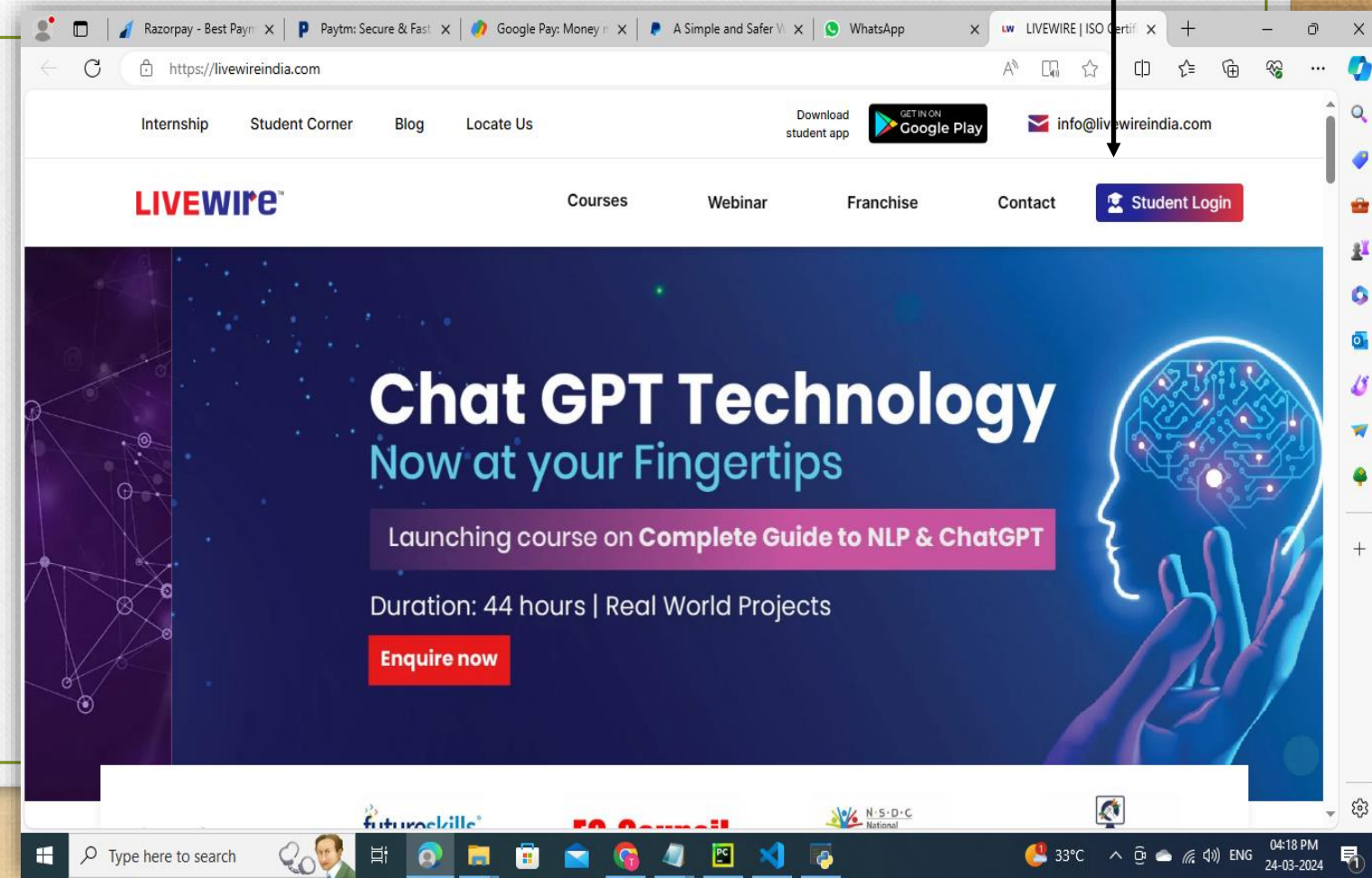
Stocks

WEBSITE

Website

Website:

It will take you to the company's website, there you can access or update the data



THANK YOU

THANK YOU